


1F



Engine Cooling System Inspection

- 1) Remove the fuel tank side cover. 
- 2) Remove the radiator cap (1) and connect the special tool to the filler.
- 3) Pressurize the cooling system with approx. 135 kPa (1.35 kgf/cm, 19 psi) of pressure, and then check if it holds the pressure for 10 seconds.

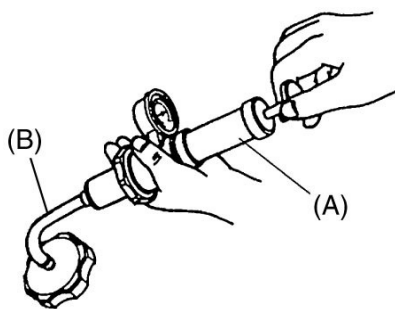

NOTICE:

Do not exceed the radiator cap release pressure, or the radiator cap and subsequently the radiator, can be damaged.

Special Tool

(A): [09918-78211](#)

(B): [09918-78220](#)



- 4) Install the removed parts.